# BEDFORD COUNTY

(Ages 60+)

% of Cost-Burdened Homeowners **18%**

**11,064**
Current Population of Residents 60+

**2030**
**13,409**

**13,773**
**2032**

Older Tennesseans Below Poverty Level
**6%**

Grandparents Raising Grandchildren Under 18 Years
**172**

**36%**
Have a disability

**140**
Older Tennesseans Without a Vehicle
(65+)

Medicare Enrollees 65+
**7,042**

**4+**
Chronic Conditions Among Medicare Enrollees
**46%**

Veterans
**16%**

# COFFEE COUNTY

(Ages 60+)

% of Cost-Burdened Homeowners **15%**

**14,199**
Current Population of Residents 60+

**2030**
**16,259**

**16,543**
**2032**

Older Tennesseans Below Poverty Level

**8%**

Grandparents Raising Grandchildren Under 18 Years

**201**

**40%**
Have a disability

Medicare Enrollees 65+

**9,274**

**4+**
Chronic Conditions Among Medicare Enrollees

**46%**

**291**
Older Tennesseans Without a Vehicle
(65+)

Veterans

**21%**

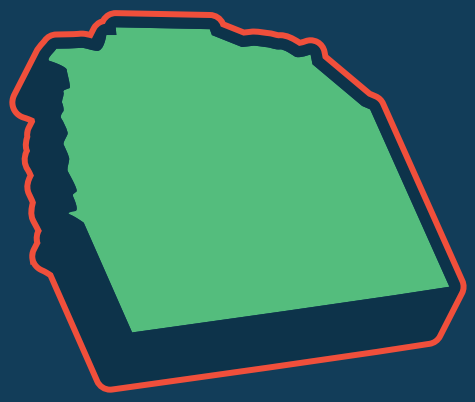

# FRANKLIN COUNTY

(Ages 60+)

% of Cost-Burdened Homeowners **21%**

**12,218**
Current Population of Residents 60+

**2030**
**13,453**

**13,574**
**2032**

## Older Tennesseans Below Poverty Level

**12%**

## Grandparents Raising Grandchildren Under 18 Years

**453**

**44%**
Have a disability

**265**
Older Tennesseans Without a Vehicle
(65+)

## Medicare Enrollees 65+

**7,994**

**4+**
Chronic Conditions Among Medicare Enrollees

**45%**

## Veterans

**19%**

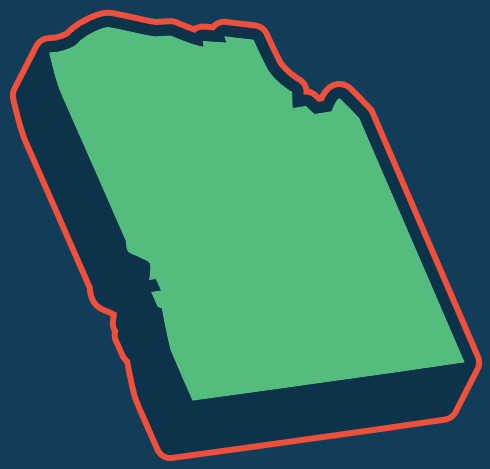

(Ages 60+)

# GILES COUNTY

% of Cost-Burdened Homeowners **15%**

**8,545**
Current Population of Residents 60+

**2030**
**9,395**

**9,451**
**2032**

Older Tennesseans Below Poverty Level

**11%**

Grandparents Raising Grandchildren Under 18 Years

**133**

**34%**
Have a disability

Medicare Enrollees 65+

**5,591**

**4+**
Chronic Conditions Among Medicare Enrollees

**47%**

**97**
Older Tennesseans Without a Vehicle
(65+)

Veterans

**17%**

# HICKMAN COUNTY

(Ages 60+)

% of Cost-Burdened Homeowners **17%**

**6,521**
Current Population of Residents 60+

**2030**
**7,415**

**7,516**
**2032**

Older Tennesseans Below Poverty Level

**12%**

Grandparents Raising Grandchildren Under 18 Years

**94**

**38%**
Have a disability

Medicare Enrollees 65+

**4,029**

**4+**
Chronic Conditions Among Medicare Enrollees

**42%**

**186**
Older Tennesseans Without a Vehicle
(65+)

Veterans

**13%**

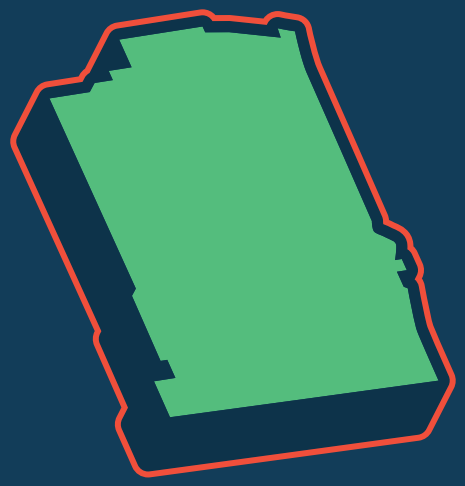

(Ages 60+)

# LAWRENCE COUNTY

% of Cost-Burdened Homeowners **19%**

**11,218**
Current Population of Residents 60+

**2030**
**12,933**

**13,166**
**2032**

Older Tennesseans Below Poverty Level

**12%**

Grandparents Raising Grandchildren Under 18 Years

**156**

**35%**
Have a disability

Medicare Enrollees 65+

**7,323**

**4+**
Chronic Conditions Among Medicare Enrollees

**48%**

**255**
Older Tennesseans Without a Vehicle
(65+)

Veterans

**14%**

# LEWIS COUNTY

(Ages 60+)

% of Cost-Burdened Homeowners **15%**

**3,650**
Current Population of Residents 60+

**2030**
**4,016**

**4,056**
**2032**

## Older Tennesseans Below Poverty Level

**17%**

## Grandparents Raising Grandchildren Under 18 Years

**61**

**30%**
Have a disability

## Medicare Enrollees 65+

**2,466**

**4+**
Chronic Conditions Among Medicare Enrollees

**37%**

**75**
Older Tennesseans Without a Vehicle
(65+)

## Veterans

**10%**

(Ages 60+)

# LINCOLN COUNTY

% of Cost-Burdened Homeowners **14%**

**9,802**
Current Population of Residents 60+

**2030**
**11,040**

**11,200**
**2032**

Older Tennesseans Below Poverty Level

**9%**

Grandparents Raising Grandchildren Under 18 Years

**227**

**40%**
Have a disability

Medicare Enrollees 65+

**6,145**

**4+**
Chronic Conditions Among Medicare Enrollees

**43%**

**281**
Older Tennesseans Without a Vehicle
(65+)

Veterans

**15%**

(Ages 60+)

# MARSHALL COUNTY

% of Cost-Burdened Homeowners **22%**

**8,354**
Current Population of Residents 60+

**2030**
**10,099**

**10,360**
**2032**

Older Tennesseans Below Poverty Level

**18%**

Grandparents Raising Grandchildren Under 18 Years

**109**

**35%**
Have a disability

Medicare Enrollees 65+

**5,235**

**4+**
Chronic Conditions Among Medicare Enrollees

**40%**

Older Tennesseans Without a Vehicle
(65+)

Veterans
**14%**

# MAURY COUNTY

(Ages 60+)

% of Cost-Burdened Homeowners **24%**

**24,558**
Current Population of Residents 60+

**2030**
**29,810**

**30,726**
**2032**

**Older Tennesseans Below Poverty Level**

**8%**

**Grandparents Raising Grandchildren Under 18 Years**

**269**

**30%**
**Have a disability**

**418**
**Older Tennesseans Without a Vehicle**
(65+)

**Medicare Enrollees 65+**

**14,651**

**4+**
**Chronic Conditions Among Medicare Enrollees**

**40%**

**Veterans**
**17%**

# MOORE COUNTY

(Ages 60+)

% of Cost-Burdened Homeowners **15%**

**1,991**
Current Population of Residents 60+

**2030**
**2,209**

**2,239**
**2032**

## Older Tennesseans Below Poverty Level

**10%**

## Grandparents Raising Grandchildren Under 18 Years

**37**

**35%**
Have a disability

**29**
Older Tennesseans Without a Vehicle
(65+)

## Medicare Enrollees 65+

**1,236**

**4+**
Chronic Conditions Among Medicare Enrollees

**45%**

## Veterans

**22%**

(Ages 60+)

# PERRY COUNTY

% of Cost-Burdened Homeowners **13%**

**2,361**
Current Population of Residents 60+

**2030**
**2,587**

**2,624**
**2032**

## Older Tennesseans Below Poverty Level

**13%**

## Grandparents Raising Grandchildren Under 18 Years

**55**

**42%**
Have a disability

## Medicare Enrollees 65+

**1,543**

**4+**
Chronic Conditions Among Medicare Enrollees

**44%**

Older Tennesseans Without a Vehicle
(65+)

## Veterans

**15%**

(Ages 60+)

# WAYNE COUNTY

% of Cost-Burdened Homeowners **21%**

**4,498**
Current Population of Residents 60+

**2030**
**4,759**

**4,751**
**2032**

## Older Tennesseans Below Poverty Level

**14%**

## Grandparents Raising Grandchildren Under 18 Years

**72**

**41%**
Have a disability

## Medicare Enrollees 65+

**2,900**

**4+**
Chronic Conditions Among Medicare Enrollees

**42%**

**148**
Older Tennesseans Without a Vehicle
(65+)

## Veterans

**11%**